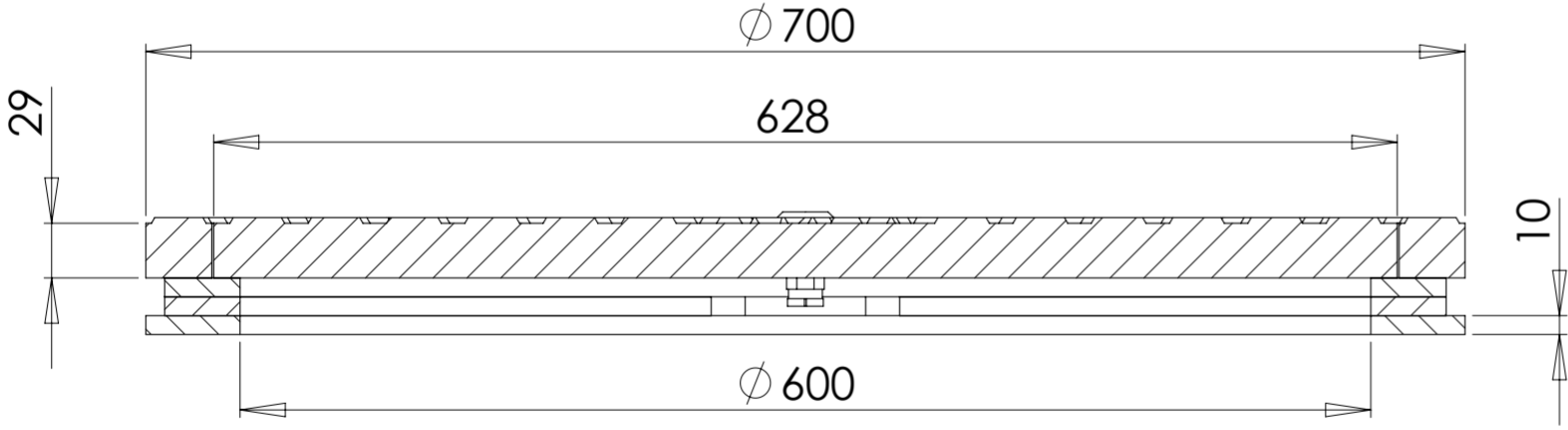
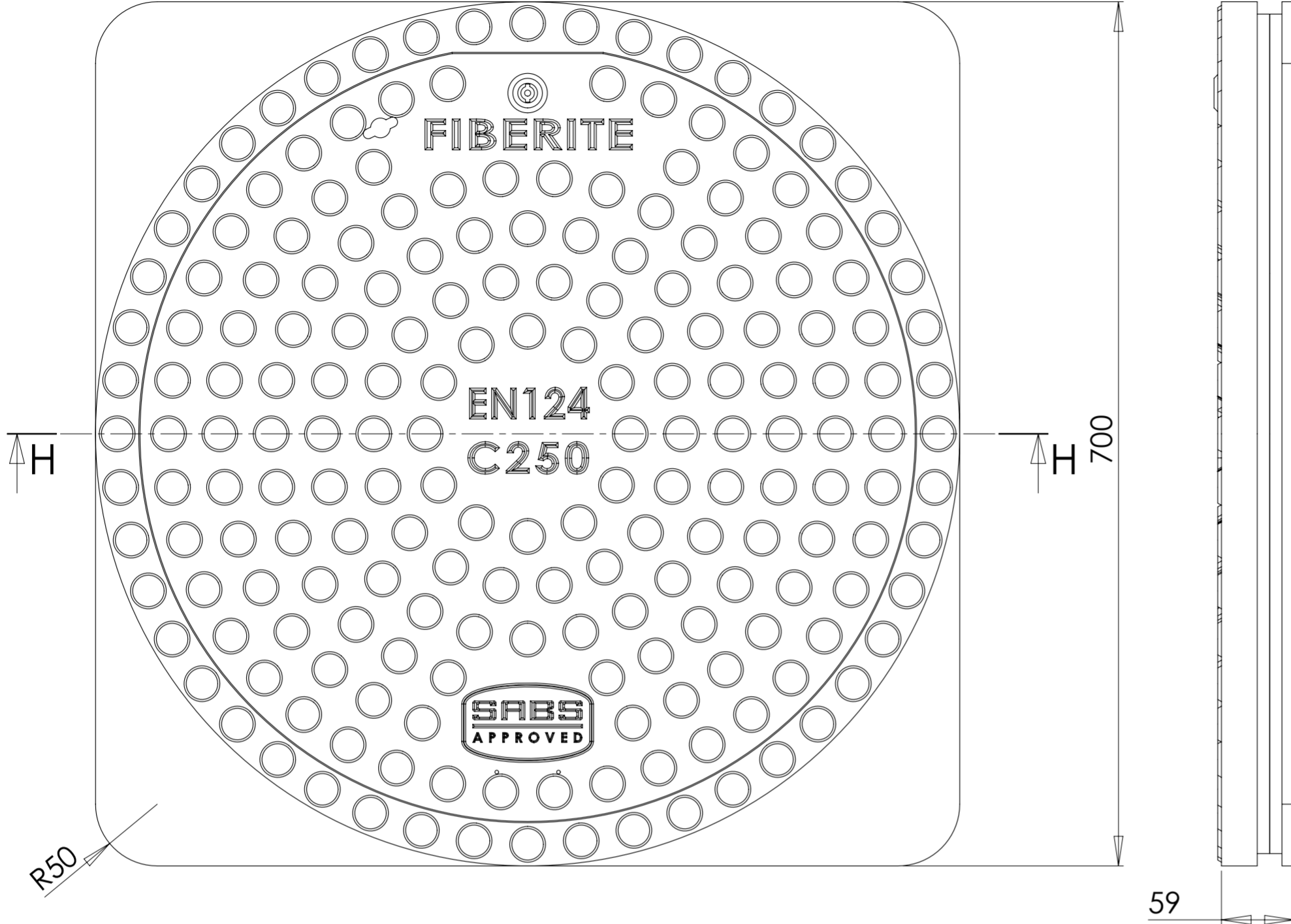



3 - D
2 - D

DO NOT SCALE / IF IN DOUBT ASK

USED ON	NEXT HIGHER ASSEMBLY
---------	----------------------



SECTION H-H
SCALE 1 : 4



- UNLESS OTHERWISE STATED:
1. REMOVE BURRS AND SHARP EDGES TO 0.4 MAX
 2. ALL UNSPECIFIED FILLET RADII TO BE R0.4 MAX
 3. GEOMETRIC TOLERANCES TO BS 308 PART 3
 4. SCREW THREADS TO BS 3643 PT2
 5. WELDING SYMBOLS TO SABS 044 PT2
 6. ALL DIMENSIONS APPLY TO THE PRODUCT IN ITS FINISHED STATE AT 20°C

TOOLS AND GAUGES							
TOTAL MASS : 28.93204 kg							
LID MASS : kg							
FRAME MASS: kg							
PERMISSIBLE VARIATIONS FOR DIMENSIONS WITHOUT TOLERANCE INDICATION							
LINEAR							ANGLES
NOMINAL DIMENSION RANGE IN mm							
up to	over	over	over	over	over	over	FULL RANGE
3	3 to 6	6 to 30	30 to 120	120 to 315	315 to 1000	1000 to 2000	
±0.05	±0.05	±0.1	±0.15	±0.2	±0.3	±0.5	±0.8
							±1°

SURFACE TEXTURE 3.2 µm Ra U.O.S	ASSOCIATED DOCUMENTS	HB C O	WPJS APP'D	HB CHKD	HB DRAWN	JAN 2014 DATE	0 Rev
MATERIAL & CONDITION	E-glass laminate						
FINISHING PROCESS							
TREATMENT							
DRAWN TO BS 308	DIMENSIONS IN MILLIMETERS	A2	UNCLASSIFIED	CAGE CODE			
Manhole cover CO600 C250 Type 2A with lock							
ORIGINAL SCALE 1:1		FIBERITE Innovative Quality		SHEET 1 OF 1			